

Standalone

Sicagen India Limited

Regd Office : Adyar House, Chennai - 600085

Corporate Office : 4th Floor, SPIC House, NO.88, Mount Road, Guindy, Chennai-600032


CIN:L74900TN2004PLC053467



Standalone Audited Financial Results for the quarter and year ended MARCH 31, 2015

(₹ in lakhs)

Sl. No.	Particulars	Quarter ended			Year ended	
		31.03.15 (Audited)	31.12.14 (Unaudited)	31.03.14 (Audited)	31.03.15 (Audited)	31.03.14 (Audited)
1	Income from operations					
	(a) Net sales/income from operations (Net of excise duty)	12677	13711	16876	60882	67423
	(b) Other operating income	87	79	31	302	216
	Total income from operations (net)	12764	13790	16907	61184	67639
2	Expenses					
	(a) Cost of materials consumed	955	995	868	4128	3287
	(b) Purchases of stock-in-trade	10135	11540	14406	50781	58107
	(c) Changes in inventories of finished goods, work-in-progress and stock-in-trade	279	214	120	1211	796
	(d) Employee benefits expense	500	518	520	2237	2282
	(e) Depreciation and amortisation expense	99	101	149	403	391
	(f) Other expenses	627	696	745	2539	2627
	Total expenses	12595	14064	16808	61299	67490
3	Profit / (Loss) from operations before other income, finance costs and exceptional items (1-2)	169	(274)	99	(115)	149
4	Other income	584	745	145	1387	2497
5	Profit / (Loss) from ordinary activities before finance costs and exceptional items (3+4)	753	471	244	1272	2646
6	Finance costs	144	144	177	689	928
7	Profit / (Loss) from ordinary activities after finance costs but before exceptional items (5-6)	609	327	67	583	1718
8	Exceptional items (Net)	1	(214)	-	(213)	(641)
9	Profit / (Loss) from ordinary activities before tax (7+8)	610	113	67	370	1077
10	Tax expense	123	(17)	31	67	(9)
11	Net Profit / (Loss) from ordinary activities after tax (9-10)	487	130	36	303	1086
12	Extraordinary items	-	-	-	-	-
13	Net Profit / (Loss) for the period (11+12)	487	130	36	303	1086
14	Paid-up equity share capital (Face Value of Rs. 10/- each)	3957	3957	3957	3957	3957
15	Reserve excluding Revaluation Reserves as per balance sheet of previous accounting year	-	-	-	37623	37606
16	Earnings per share (before exceptional items) (of ₹ 10/- each) (not annualised): Basic and Diluted	1.22	0.87	0.09	1.30	4.36
17	Earnings per share (after exceptional items) (of ₹ 10/- each) (not annualised): Basic and Diluted	1.23	0.33	0.09	0.77	2.74



Standalone

Sicagen India Limited

Regd Office : Adyar House, Chennai - 600085


Corporate Office : 4th Floor, SPIC House, NO.88, Mount Road, Guindy, Chennai-600032



Select information for the quarter and year ended MARCH 31, 2015

	Particulars	Quarter ended			Year ended	
		31.03.15 (Audited)	31.12.14 (Unaudited)	31.03.14 (Audited)	31.03.15 (Audited)	31.03.14 (Audited)
A	PARTICULARS OF SHAREHOLDING					
1	Public shareholding					
	- Number of shares	22952896	22952896	22487833	22952896	22487833
	- Percentage of shareholding	58.00	58.00	56.83	58.00	56.83
2	Promoters and Promoter Group Shareholding					
	a) Pledged / Encumbered					
	- Number of shares	Nil	Nil	Nil	Nil	Nil
	- Percentage of shares (as a % of the total shareholding of promoter and promoter group)	Nil	Nil	Nil	Nil	Nil
	- Percentage of shares (as a % of the total share capital of the company)	Nil	Nil	Nil	Nil	Nil
	b) Non - encumbered					
	- Number of shares	16618788	16618788	17083851	16618788	17083851
	- Percentage of shares (as a % of the total shareholding of the Promoter and Promoter group)	100	100	100	100	100
	- Percentage of shares (as a % of the total share capital of the company)	42.00	42.00	43.17	42.00	43.17

	Particulars	Quarter ended March 31, 2015
B	INVESTOR COMPLAINTS	
	Pending at the beginning of the quarter	NIL
	Received during the quarter	1
	Disposed of during the quarter	1
	Remaining unresolved at the end of the quarter	0



Standalone



Sicagen India Limited

Regd Office : Adyar House, Chennai - 600085

Corporate Office : 4th Floor, SPIC House, NO.88, Mount Road, Guindy, Chennai-600032

**Standalone Segmentwise Revenue, Results and Capital Employed
for the Quarter/Year ended March 31, 2015**

(₹ in lakhs)

S.No.	Particulars	Quarter ended			Year ended	
		31.03.15 (Audited)	31.12.14 (Unaudited)	31.03.14 (Audited)	31.03.15 (Audited)	31.03.14 (Audited)
A	SEGMENT REVENUE					
	a) Trading	10249	11790	9896	43131	38757
	b) Manufacturing	2241	954	1455	5434	4248
	c) Discontinuing Operation	275	1046	5558	12623	24640
	TOTAL	12765	13790	16909	61188	67645
	Less: Inter Segment Sales	1	-	2	4	6
	Net Income from Operations/Sales	12764	13790	16907	61184	67639
B	SEGMENT RESULTS					
	a) Trading	328	274	422	1027	1176
	b) Manufacturing	31	(9)	59	172	314
	c) Discontinuing Operation	155	(251)	215	(9)	638
	TOTAL	514	14	696	1190	2128
	Less :Interest	122	97	186	591	778
	Other Un-allocable Expenditure net of un-allocable Income	(217)	(410)	443	16	(368)
	Total Profit before tax and Exceptional Items	609	327	67	583	1718
	Exceptional Items (Net)	1	(214)	-	(213)	(641)
	Total Profit before tax	610	113	67	370	1077
C	CAPITAL EMPLOYED (Segment Assets- Segment Liabilities)					
	a) Trading	11138	9839	9163	11138	9163
	b) Manufacturing	1522	1860	1379	1522	1379
	c) Discontinuing Operation	1366	3275	4708	1366	4708
	Total	14026	14974	15250	14026	15250
	Other un-allocable Corporate Assets less other un-allocable Corporate Liabilities	27554	26273	26313	27554	26313

Discontinuing Operations

The following statement Shows the revenue and expenses of discontinuing operations as per AS-24

(₹ in lakhs)

Particulars	31.03.2015	31.03.2014
Sale of Products	12369	24120
Sale of Services	153	465
Other Operating Revenues	100	55
Other Income	8	3
Total Revenue	12630	24643
Cost of materials consumed	0	0
Purchases of Stock - In - Trade	9963	22012
(Increase/Decrease in inventories of finished goods, work-in-progress and Stock in Trade	1476	537
Employee benefit expense	570	676
Finance Costs	86	311
Depreciation and amortization expense	133	72
Other expenses	495	702
Total Expenses	12723	24310
Profit/Loss before Tax	(93)	333
Tax Expenses	0	0
Profit/Loss after Tax	(93)	333

Discontinuing operation in 2014-15 includes Commercial Vehicle Division for which the Board of Directors have passed a resolution approving their disposal.



Standalone

Sicagen India Limited

Regd Office : Adyar House, Chennai - 600085

Corporate Office : IV FLOOR, Spic House


88, Mount Road, Guindy, Chennai - 600032



Standalone Statement of Assets & Liabilities

(₹ in lakhs)

Particulars	Year ended	
	31.03.15 (Audited)	31.03.14 (Audited)
EQUITY AND LIABILITIES		
Shareholders' funds		
Share capital	3957	3957
Reserves and surplus	37623	37606
	41580	41563
Non-current liabilities		
Long-term borrowings	1099	1165
Deferred tax liabilities (net)	448	380
Other long-term liabilities	468	474
Long-term provisions	2307	3200
	4322	5219
Current liabilities		
Short-term borrowings	3701	6039
Trade payables	2479	4354
Other current liabilities	1074	1438
Short-term provisions	496	498
	7750	12329
TOTAL	53652	59111
ASSETS		
Non-current assets		
Fixed assets	3076	3595
Non-current investments	13498	13498
Deferred tax assets (net)	-	-
Long-term loans and advances	18777	19539
Other non-current assets	3051	2998
	38402	39630
Current assets		
Inventories	4992	6829
Trade receivables	7973	8445
Cash and cash equivalents	1473	2472
Short-term loans and advances	812	1734
Other current assets	-	1
	15250	19481
TOTAL	53652	59111



STANDALONE



Sicagen India Limited

Regd Office : Adyar House, Chennai - 600085

Corporate Office : IV FLOOR, Spic House

88, Mount Road, Guindy, Chennai - 600032

NOTES


- 1 Clause 41 of the Listing agreement requires Companies to either publish standalone or consolidated financial results in the newspaper .The Company in compliance with this provision, has opted to publish the consolidated financial results.The standalone financial results will,however be made available to BSE and NSE and will also be posted on the Company's website www.sicagen.com.
- 2 The above audited results of the Company were reviewed by the Audit Committee and approved by the Board of Directors at its meeting held on 19.05.15
- 3 Segment Definition - Trading segment comprises of Building Materials & Governor Services. Manufacturing segment relates to manufacture of Drums,Speciality Chemicals, Boat and Building. Discontinuing Segment includes Vehicle Sales Division.
- 4 The Board of Directors have recommended a dividend of Re 0.60/- per equity share of Rs.10/- each for the financial year 2014-15 subject to the approval of shareholders in the ensuing Annual General Meeting.
- 5 Provision for Tax includes Current Tax and Deferred Tax .
- 6 Figures for the previous periods have been regrouped,reclassified and rearranged wherever necessary.

For and on behalf of the Board

A handwritten signature in black ink, appearing to be "Devidas Mali", written over a horizontal line.

Devidas Mali
COO & Whole Time Director

Place : Chennai
Date : 19.05.15



Consolidated



Sicagen India Limited

Regd Office : Adyar House, Chennai - 600085


Corporate Office : 4th Floor, SPIC House, NO.88, Mount Road, Guindy, Chennai-600032

CIN:L74900TN2004PLC053467

Consolidated Audited Financial Results for the quarter and year ended MARCH 31, 2015

(₹ in lakhs)

Sl. No.	Particulars	Quarter ended			Year ended	
		31.03.15 (Audited)	31.12.14 (Unaudited)	31.03.14 (Audited)	31.03.15 (Audited)	31.03.14 (Audited)
1	Income from operations					
	(a) Net sales/income from operations (Net of excise duty)	17270	17306	20994	77775	86413
	(b) Other operating income	87	79	31	302	217
	Total income from operations (net)	17357	17385	21025	78077	86630
2	Expenses					
	(a) Cost of materials consumed	5180	4190	3633	18641	18672
	(b) Purchases of stock-in-trade	10134	11539	14406	50780	58108
	(c) Changes in inventories of finished goods, work-in-progress and stock-in-trade	(388)	87	729	529	932
	(d) Employee benefits expense	961	783	884	3485	3522
	(e) Depreciation and amortisation expense	174	162	225	658	628
	(f) Other expenses	919	1047	990	3901	4018
	Total expenses	16980	17808	20867	77994	85880
3	Profit / (Loss) from operations before other income, finance costs and exceptional items (1-2)	377	(423)	158	83	750
4	Other income	681	813	189	1671	2569
5	Profit / (Loss) from ordinary activities before finance costs and exceptional items (3+4)	1058	390	347	1754	3319
6	Finance costs	166	147	181	719	964
7	Profit / (Loss) from ordinary activities after finance costs but before exceptional items (5-6)	892	243	166	1035	2355
8	Exceptional items (Net)	1	(214)	-	(213)	(641)
9	Profit / (Loss) from ordinary activities before tax (7+8)	893	29	166	822	1714
10	Tax expense	179	(24)	23	164	23
11	Net Profit / (Loss) from ordinary activities after tax (9-10)	714	53	143	658	1891
12	Extraordinary items	-	-	-	-	-
13	Net Profit / (Loss) for the period (11-12)	714	53	143	658	1891
14	Paid-up equity share capital (Face Value of Rs. 10/- each)	3957	3957	3957	3957	3957
15	Reserve excluding Revaluation Reserves as per balance sheet of previous accounting year				43870	44061
16	Earnings per share (before exceptional items) (of ₹ 10/- each) (not annualised): Basic and Diluted	1.80	0.67	0.36	2.20	5.89
17	Earnings per share (after exceptional items) (of ₹ 10/- each) (not annualised): Basic and Diluted	1.80	0.13	0.36	1.66	4.27



Consolidated

Sicagen India Limited

Regd Office : Adyar House, Chennai - 600085


Corporate Office : 4th Floor, SPIC House, NO.88, Mount Road, Guindy, Chennai-600032



Select information for the quarter and year ended MARCH 31,2015

	Particulars	Quarter ended			Year ended	
		31.03.15 (Audited)	31.12.14 (Unaudited)	31.03.14 (Audited)	31.03.15 (Audited)	31.03.14 (Audited)
A	PARTICULARS OF SHAREHOLDING					
1	Public shareholding					
	- Number of shares	22952896	22952896	22487833	22952896	22487833
	- Percentage of shareholding	58.00	58.00	56.83	58.00	56.83
2	Promoters and Promoter Group Shareholding					
	a) Pledged / Encumbered					
	- Number of shares	Nil	Nil	Nil	Nil	Nil
	- Percentage of shares (as a % of the total shareholding of promoter and promoter group)	Nil	Nil	Nil	Nil	Nil
	- Percentage of shares (as a % of the total share capital of the company)	Nil	Nil	Nil	Nil	Nil
	b) Non - encumbered					
	- Number of shares	16618788	16618788	17083851	16618788	17083851
	- Percentage of shares (as a % of the total shareholding of the Promoter and Promoter group)	100	100	100	100	100
	- Percentage of shares (as a % of the total share capital of the company)	42.00	42.00	43.17	42.00	43.17

Particulars		Quarter ended March 31,2015
B	INVESTOR COMPLAINTS	
	Pending at the beginning of the quarter	NIL
	Received during the quarter	1
	Disposed of during the quarter	1
	Remaining unresolved at the end of the quarter	0



Consolidated



Sicagen India Limited

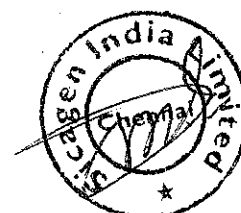
Regd Office : Adyar House, Chennai - 600085

Corporate Office : 4th Floor, SPIC House, NO.88, Mount Road, Guindy, Chennai-600032

**Consolidated Segmentwise Revenue, Results and Capital Employed
for the Quarter/Year ended March 31, 2015**

(₹ in lakhs)

S.No.	Particulars	Quarter ended			Year ended	
		31.03.15 (Audited)	31.12.14 (Unaudited)	31.03.14 (Audited)	31.03.15 (Audited)	31.03.14 (Audited)
A	SEGMENT REVENUE					
	a) Trading	11244	11790	9897	44126	40558
	b) Manufacturing	5839	4549	5572	21332	21438
	c) Discontinuing Operation	275	1046	5558	12623	24640
	TOTAL	17358	17385	21027	78081	86636
	Less: Inter Segment Sales	1	-	2	4	6
	Net Income from Operations/Sales	17357	17385	21025	78077	86630
B	SEGMENT RESULTS					
	a) Trading	359	274	432	1058	1258
	b) Manufacturing	314	(89)	168	629	919
	c) Discontinuing Operation	155	(251)	215	(9)	638
	TOTAL	828	(66)	815	1678	2815
	Less :Interest	141	99	190	612	805
	Other Un-allocable Expenditure net of un-allocable Income	(205)	(408)	459	31	(345)
	Total Profit before tax and Exceptional Items	892	243	166	1035	2355
	Exceptional items (Net)	1	(214)	-	(213)	(641)
	Total Profit before tax	893	29	166	822	1714
C	CAPITAL EMPLOYED (Segment Assets- Segment Liabilities)					
	a) Trading	11140	11278	9169	11140	9169
	b) Manufacturing	6875	6781	6837	6875	6837
	c) Discontinuing Operation	1366	2299	4708	1366	4708
	Total	19381	20358	20714	19381	20714
	Other un-allocable Corporate Assets less other un-allocable Corporate Liabilities	28446	27432	27304	28446	27304



Discontinuing Operations

The following statement Shows the revenue and expenses of discontinuing operations as per AS-24

(₹ in lakhs)

Particulars	31.03.2015	31.03.2014
Sale of Products	12369	24120
Sale of Services	153	465
Other Operating Revenues	100	55
Other Income	8	3
Total Revenue	12630	24643
Cost of materials consumed	0	0
Purchases of Stock - In - Trade	9963	22012
(Increase/Decrease in inventories of finished goods, work-in-progress and Stock in Trade	1476	537
Employee benefit expense	570	676
Finance Costs	86	311
Depreciation and amortization expense	133	72
Other expenses	495	702
Total Expenses	12723	24310
Profit/Loss before Tax	(93)	333
Tax Expenses	0	0
Profit/Loss after Tax	(93)	333

Discontinuing operation in 2014-15 includes Commercial Vehicle Division for which the Board of Directors have passed a resolution approving their disposal.



Consolidated

Sicagen India Limited

Regd Office : Adyar House, Chennai - 600085

Corporate Office : IV FLOOR, Spic House


88, Mount Road, Guindy, Chennai - 600032



Consolidated Statement of Assets & Liabilities

(₹ in lakhs)

Particulars	Year ended	
	31.03.15 (Audited)	31.03.14 (Audited)
EQUITY AND LIABILITIES		
Shareholders' funds		
Share capital	3957	3957
Reserves and surplus	43870	44081
	47827	48018
Non-current liabilities		
Long-term borrowings	1099	1165
Deferred tax liabilities (net)	527	468
Other long-term liabilities	469	474
Long-term provisions	2510	3202
	4605	5309
Current liabilities		
Short-term borrowings	3815	6179
Trade payables	3358	5249
Other current liabilities	1666	1974
Short-term provisions	513	558
	9352	13960
TOTAL	61784	67287
ASSETS		
Non-current assets		
Fixed assets	5974	6397
Non-current investments	9982	9984
Deferred tax assets (net)	22	31
Long-term loans and advances	17501	18059
Other non-current assets	4618	4584
	38097	39055
Current assets		
Inventories	8844	10565
Trade receivables	11186	12706
Cash and cash equivalents	2217	2829
Short-term loans and advances	1221	1886
Other current assets	219	246
	23687	28232
TOTAL	61784	67287



CONSOLIDATED




Sicagen India Limited

Regd Office : Adyar House, Chennai - 600085
Corporate Office : IV FLOOR, Spic House
88, Mount Road, Guindy, Chennai - 600032

NOTES

- 1 Clause 41 of the Listing agreement requires Companies to either publish standalone or consolidated financial results in the newspaper .The Company in compliance with this provision, has opted to publish the consolidated financial results.The standalone financial results will,however be made available to BSE and NSE and will also be posted on the Company's website www.sicagen.com.
- 2 The above audited results of the Company were reviewed by the Audit Committee and approved by the Board of Directors at its meeting held on 19.05.15
- 3 Segment Definition - Trading segment comprises of Building Materials & Governor Services. Manufacturing segment relates to manufacture of Drums,Speciality Chemicals, Boat,Building & Cables.Discontinuing Segment includes Vehicle Sales Division.
- 4 The Board of Directors have recommended a dividend of Re 0.60/- per equity share of Rs.10/- each for the financial year 2014-15 subject to the approval of shareholders in the ensuing Annual General Meeting.
- 5 Provision for Tax includes Current Tax and Deferred Tax .
- 6 Figures for the previous periods have been regrouped,reclassified and rearranged wherever necessary. Quarterly Results of associate company is not included for the quarter ended 31.12.2014 and 31.03.2014. To that extent the figures are not comparable.

Place : Chennai
Date : 19.05.15



For and on behalf of the Board

A handwritten signature in black ink, appearing to be "Devidas Mali".

Devidas Mali
COO & Whole Time Director