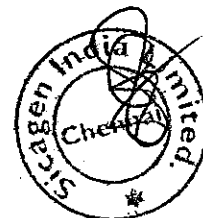



SHAREHOLDING PATTERN - AS PER CLAUSE 35 OF THE LISTING AGREEMENT

(1)(a) Statement showing Shareholding Pattern


Name of the Company : Sicagen India Limited
 Scrip Code, Name of the Scrip, Class of Security : 533014, SICAGEN, Equity Shares
 As on : 31-03-2014

Partly paid-up shares	No. of Partly paid up shares	As a % of total no. of partly paid up shares	As a % of total no. of shares of the Company
Held by Promoter/Promoter group	Nil	Nil	Nil
Held by Public	Nil	Nil	Nil
Total	Nil	Nil	Nil
Outstanding convertible securities	No. of outstanding securities	As a % of total no. of outstanding convertible securities	As a % of total no. of shares of the Company, assuming full conversion of the convertible securities
Held by Promoter/Promoter group	Nil	Nil	Nil
Held by Public	Nil	Nil	Nil
Total	Nil	Nil	Nil
Warrants	No. of Warrants	As a % of total no. of Warrants	As a % of total no. of shares of the Company, assuming full conversion of Warrants
Held by Promoter/Promoter group	Nil	Nil	Nil
Held by Public	Nil	Nil	Nil
Total	Nil	Nil	Nil
Total paid up capital of the Company, assuming full conversion of warrants and convertible securities	39571684		





Category Code	Category of Shareholder	Number of Shareholders (III)	Total number of shares held (IV)	Number of shares held in demat form (V)	Total shareholding as a percentage of total number of shares (A+B+C)		Shares pledged or otherwise encumbered	
					As % of (A+B)	As % of (A+B+C)	Number of shares (VII)	As a percentage (IX)=(VII)/(V)*100
(A)	Shareholding of promoter and promoter group							
(1)	Indian							
(a)	Individuals / Hindu Undivided Family	4	616657	616657	1.5383	1.5383	Nil	Nil
(b)	Central Government / State Government(s)	0	0	0	0.000	0.000	Nil	Nil
(c)	Bodies Corporate	8	1741605	1741605	4.4011	4.4011	Nil	Nil
(d)	Financial Institutions / Banks	0	0	0	0.000	0.000	Nil	Nil
(e)	Any other	0	0	0	0.000	0.000	Nil	Nil
	Sub-Total (A)(1)	12	2358262	2358262	5.9595	5.9595	Nil	Nil
(2)	Foreign							
(a)	Individuals (Non-Resident Individuals / Foreign Individuals)	3	48838	48838	0.1234	0.1234	Nil	Nil
(b)	Bodies Corporate	2	14676751	14676751	37.0890	37.0890	Nil	Nil
(c)	Institutions	0	0	0	0.000	0.000	Nil	Nil
(d)	Any other (specify)	0	0	0	0.000	0.000	Nil	Nil
	Sub-Total (A)(2)	5	14725589	14725589	37.2124	37.2124	Nil	Nil
	Total shareholding of Promoter and Promoter Group (A)=(A)(1)+(A)(2)	17	17083851	17083851	43.1719	43.1719	Nil	Nil
(B)	Public Shareholding							
(1)	Institutions	5	1411	1311	0.0036	0.0036	NA	NA
(a)	Mutual Funds / UTI	16	171052	698	0.4323	0.4323	NA	NA
(b)	Financial Institutions / Banks	1	334	334	0.0008	0.0008	NA	NA
(c)	Central Government / State Government(s)	0	0	0	0.000	0.000	NA	NA
(d)	Venture Capital Funds	2	67770	67770	0.1713	0.1713	NA	NA
(e)	Insurance Companies	4	4909223	4909223	12.4062	12.4062	NA	NA
(f)	Foreign Institutional Investors	0	0	0	0.000	0.000	NA	NA
(g)	Foreign Venture Capital Investors	0	0	0	0.000	0.000	NA	NA
(h)	Any other	28	5149890	4979406	13.0141	13.0141	NA	NA
	Sub-Total (B)(1)	501	4738273	4678764	11.9739	11.9739	NA	NA
(2)	Non-Institutions	42385	7327336	6162106	18.5166	18.5166	NA	NA
(a)	Bodies Corporate	125	4296042	4259934	10.8564	10.8564	NA	NA
(b)	Individuals -	3	2052	2052	0.0052	0.0052	NA	NA
i.	Individual shareholders holding nominal share capital upto Rs.1 lakh	33	13706	13706	0.0346	0.0346	NA	NA
ii.	Individual shareholders holding nominal share capital in excess of Rs.1 lakh	239	481165	475193	1.2159	1.2159	NA	NA
(c)	Any other -	574	479369	479340	1.2114	1.2114	NA	NA
	Sub-Total (B)(2)	43860	17337943	16069095	43.8140	43.8140	NA	NA
	Total Public Shareholding (B) = (B)(1)+(B)(2)	43905	39571684	38132352	100.0000	100.0000	NA	NA
(C)	Shares held by Custodians and against which Depository Receipts have been issued	0	0	0	0.000	0.000	NA	NA
(1)	Promoter and Promoter Group	0	0	0	0.000	0.000	NA	NA
(2)	Public Shareholding	43905	39571684	38132352	100.0000	100.0000	NA	NA
	GRAND TOTAL (A)+(B)+(C)	43905	39571684	38132352	100.0000	100.0000	NA	NA



(1)(b) Statement showing holding of securities (including shares, warrants, convertible securities) of persons belonging to the category "Promoter and Promoter Group"

Sl. No.	Name of the shareholder	Details of shares held			Encumbered shares			Details of Warrants			Details of Convertible securities		Total shares (including underlying shares assuming full conversion of warrants and convertible securities) as a % of diluted share capital
		Number of shares held	As a % of grand total (A)+(B)+(C)	(IV)	Number of shares held	As a % of grand total (A)+(B)+(C) of sub clause (V)(a)	(VII)	Number of Warrants held	As a % of total number of warrants of the same class	(IX)	Number of Convertible securities held	% w.r.t total number of convertible securities of the same class	
1	Ranford Investments Ltd	7403649	18.7019	0	0.000	0.000	0.000	0.000	0.000	0.000	0.000	0.000	18.7019
2	Darnoldy Investments Ltd	7276102	18.3871	0	0.000	0.000	0.000	0.000	0.000	0.000	0.000	0.000	18.3871
3	Southern Petrochemical Industries Co. Ltd	577681	1.4598	0	0.000	0.000	0.000	0.000	0.000	0.000	0.000	0.000	1.4598
4	ACM Educational Foundation	5772043	1.4456	0	0.000	0.000	0.000	0.000	0.000	0.000	0.000	0.000	1.4456
5	A.C. Muthiah (HUF) I	423700	1.0707	0	0.000	0.000	0.000	0.000	0.000	0.000	0.000	0.000	1.0707
6	SPIC Group Compr. Employees Welfare Foundn.	289038	0.7304	0	0.000	0.000	0.000	0.000	0.000	0.000	0.000	0.000	0.7304
7	SPIC Officers & Staff Welfare Foundn.	208453	0.5267	0	0.000	0.000	0.000	0.000	0.000	0.000	0.000	0.000	0.5267
8	A.C. Muthiah	153858	0.3888	0	0.000	0.000	0.000	0.000	0.000	0.000	0.000	0.000	0.3888
9	Sisal Logistics Ltd	50000	0.1264	0	0.000	0.000	0.000	0.000	0.000	0.000	0.000	0.000	0.1264
10	The Express Carriers Ltd	44200	0.1117	0	0.000	0.000	0.000	0.000	0.000	0.000	0.000	0.000	0.1117
11	Ashwin C Muthiah	28504	0.0720	0	0.000	0.000	0.000	0.000	0.000	0.000	0.000	0.000	0.0720
12	Ashwin C Muthiah	13334	0.0337	0	0.000	0.000	0.000	0.000	0.000	0.000	0.000	0.000	0.0337
13	Dewaki Muthiah	22499	0.0569	0	0.000	0.000	0.000	0.000	0.000	0.000	0.000	0.000	0.0569
14	A.C. Muthiah (HUF) II	16600	0.0419	0	0.000	0.000	0.000	0.000	0.000	0.000	0.000	0.000	0.0419
15	Vallu Ashwin Muthiah	7000	0.0177	0	0.000	0.000	0.000	0.000	0.000	0.000	0.000	0.000	0.0177
16	ACM Medical Foundation	109	0.0003	0	0.000	0.000	0.000	0.000	0.000	0.000	0.000	0.000	0.0003
17	South India Travel Pvt. Ltd.	89	0.0003	0	0.000	0.000	0.000	0.000	0.000	0.000	0.000	0.000	0.0003
	TOTAL	17083851	43.1719	0	0.000	0.000	0.000	0.000	0.000	0.000	0.000	0.000	43.1719

(1)(c)(i) Statement showing holding of securities (including shares, warrants, convertible securities) of persons belonging to the category "Public" and holding more than 1% of the total number of shares

Sl. No.	Name of the shareholder	Number of Shares	Shares as a percentage of total number of shares (i.e. grand total (A)+(B)+(C) indicated in statement at para (1)(a) above)	Details of Warrants		Details of Convertible securities		Total shares (including underlying shares assuming full conversion of warrants and convertible securities) as a % of diluted share capital
				Number of Warrants held	As a % of total number of warrants of the same class	Number of Convertible securities held	% w.r.t total number of convertible securities of the same class	
1	Twinsfield Consultants Private Ltd	3148810	7.9372	0.000	0.000	0.000	0.000	7.9372
2	Passage To India Meater Fund Ltd	1919900	4.8517	0.000	0.000	0.000	0.000	4.8517
3	Devas International Fund	1345000	3.9043	0.000	0.000	0.000	0.000	3.9043
4	Sarawak Asia Diversified Opportunity Fund	750000	1.8953	0.000	0.000	0.000	0.000	1.8953
5	Leiman Diversified Fund	694423	1.7548	0.000	0.000	0.000	0.000	1.7548
6	Shard Kanayyal Shah	445000	1.1245	0.000	0.000	0.000	0.000	1.1245
7	Mahendra Girdharilal	477447	1.2065	0.000	0.000	0.000	0.000	1.1492
	TOTAL	8980580	22.6945	0.000	0.000	0.000	0.000	22.6945

(1)(c)(ii) Statement showing holding of securities (including shares, warrants, convertible securities) of persons (together with PAC) belonging to the category "Public" and holding more than 1% of the total number of shares of the Company

Sl. No.	Name(s) of the shareholder(s) and the persons Acting in Concert (PAC) with them	Number of Shares	Shares as a percentage of total number of shares (i.e. grand total (A)+(B)+(C) indicated in statement at para (1)(a) above)	Details of Warrants		Details of Convertible securities		Total shares (including underlying shares assuming full conversion of warrants and convertible securities) as a % of diluted share capital
				Number of Warrants held	As a % of total number of warrants of the same class	Number of Convertible securities held	% w.r.t total number of convertible securities of the same class	
1	Twinsfield Consultants Private Ltd	3148810	7.9372	0.000	0.000	0.000	0.000	7.9372
	TOTAL	3148810	7.9372	0.000	0.000	0.000	0.000	7.9372

(II) (d) Statement showing details of locked-in shares

Sl. No.	Name of the shareholder	Number of Shares	Shares as a percentage of total number of shares [i.e. grand total (A)+(B)+(C) indicated in statement at para (D)(a) above]
	Nil	Nil	Nil

(II) (a) Statement showing details of Depository Receipts (DRs)

Sl. No.	Type of outstanding DR (ADRs, GDRs, SDRs, etc.)	Number of outstanding DRs	Number of Shares underlying outstanding DRs	Shares underlying outstanding DRs as a percentage of total number of shares [i.e. Grand Total (A)+(B)+(C) indicated in statement at para (D)(a) above]
	Nil	Nil	Nil	Nil

(II) (b) Statement showing holding of Depository Receipts (DRs) where underlying shares held by "Promoter/Promoter group" are in excess of 1% of the total number of shares


Sl. No.	Name of the DR Holder	Type of outstanding DR (ADRs, GDRs, etc.)	Number of shares underlying outstanding DRs	Shares underlying outstanding DRs as a percentage of total number of shares [i.e. Grand Total (A)+(B)+(C) indicated in statement at para (D)(a) above]
	Nil	Nil	Nil	Nil

(III) (a) Statement showing the voting pattern of the shareholders, if more than one class of shares/securities issued by the issuer

Not applicable

Date: 11.04.2014
Place: Chennai

For Sicagen-India Limited


G. Arumugazhi
Head Legal & Company Secretary

